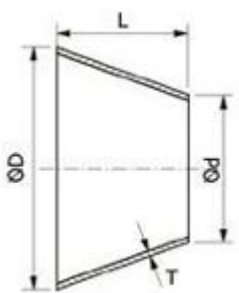



ZMC METAL

DIN concentric reducer

	Size	D	d	T	L
	32X25	34	28	1.5	25
	40X25	40	40	1.5	23
	40X32	40	34	1.5	23
	50X25	52	28	1.5	27
	50X32	52	34	1.5	28
	50X40	52	40	1.5	27
	65X25	70	28	1.5	35
	65X40	70	40	1.5	39
	65X50	70	52	1.5	29
	80X50	85	52	2.0	45
	80X65	85	70	2.0	33
	100X50	104	52	2.0	50
	100X65	104	70	2.0	44
100X80	104	85	2.0	60	

DIN concentric reducer

	Size	D	d	T	L
	3/4"X1/2"	19.6	12.7	50.8	1.65
	1X1/2"	25.4	12.7	63.5	1.65
	1"X3/4"	25.4	19.05	50.8	1.65
	1.5"X1/2"	38.1	12.7	88.9	1.65
	1.5"X3/4"	38.1	19.05	76.2	1.65
	1.5"X1"	38.1	25.4	76.2	1.65
	2"X1.5"	50.8	38.1	76.2	1.65
	2.5"X1.5"	63.9	38.1	127	1.65
	2.5"X2"	63.5	5.8	76.2	1.65
	3"X1.5"	76.2	38.1	177.8	1.65
	3"X2"	76.2	50.8	127	1.65
	3"X2.5"	76.2	63.5	76.2	1.65
	4"X1.5"	101.6	38.1	282.6	2.10
	4"X2"	101.6	50.8	231.8	2.10
	4"X2.5"	101.6	63.5	181	2.10
	4"X3"	101.6	76.2	130.2	2.10


CALL: +86-571-28938368

FAX: +86-571-87922182

Email: sales@zmcmetal.com

ZMC METAL

BS eccentric reducerr

	Size	D	D	T	L
	1.5"X1"	38.1	25.4	35	1.65
	2"X1"	50.8	25.4	54	1.65
	2"X1.5"	50.8	38.1	36	1.65
	2.5"X1"	63.5	25.4	76	1.65
	2.5"X1.5"	63.5	38.1	66	1.65
	2.5"X2"	63.5	50.8	35	1.65
	3"X1"	76.2	25.4	112	1.65
	3"X1.5"	76.2	38.1	78	1.65
	3"X2"	76.2	50.8	66	1.65
	3"X2.5"	76.2	63.5	44	1.65
	4"X1.5"	101.6	38.1	122	2.10
	4"X2"	101.6	50.8	97	2.10
	4"X2.5"	101.6	63.5	73	2.10
	4"X3"	101.6	76.2	77	2.10